



ISDS220A
ISDS220B

ISDS220A(B) User Guide

InstruStar Electronic Technology

2019-02-25

contents

1.Introduction.....	1
2.Feature Description.....	1
3.Software Installation.....	2
4.Interface.....	3
5.Oscilloscope / Spectrum Analyzer/DDS.....	4

PC SYSTEM REQUIREMENTS

- Windows XP, Win7, Win8, Win10
- Pentium or higher processor
- USB2.0 High speed port.
- 512MB RAM
- 1GB hard disk space

1.Introduction

ISDS220A/ISDS220B dual-channel digital oscilloscope, with "low-cost, high-performance" as the design goals. well-designed bandwidth of 60M, 200M sampling rate, 2 channels, alternating support X-T and X-Y alternating pattern of two-channel virtual oscilloscope, spectrum analyzer. Meanwhile, ISDS220B has DDS function. DDS support 5 kinds of waveform output, Sine wave can output up to 20M.

	Oscilloscope	Spectrum Analyzer	DDS	Sweeper
ISDS220A	√	√		
ISDS220B	√	√	√	√

The device communicate with the PC via high speed USB2.0.

2.Feature Description

Digital Oscilloscope	
Channels	2
Impedance	1MΩ 25pF
Coupling	AC/DC
Vertical Resolution	8Bit
Gain Range	-16V ~ 16V (probe X1) -160V ~ 160V (probe X10)
Vertical Accuracy	±3%
Time Base Range	10ns/div-10s/div
Input Protection	Diode, 50Vpk
Auto Set	Yes(10Hz to 60MHz)
Trigger Mode	Auto、 Normal and Signal
Trigger Type	No, Edge, Pulse
Trigger Level	Yes
Trigger Source	CH1, CH2
Buffer Size	512KB/CH
Bandwidth	60MHz
Max Sample	200MS/s
Vertical Mode	CH1, CH2, ADD, SUB, MUL
Display Mode	X, Y-T 和 X-Y

Measurements	Yes
Wave save	Osc(Private)、Excel and Bmp

Spectrum analyzers	
Channels	2
Bandwidth	60MHz
Algorithm	FFT(18 windows)、correlation、power spectrum
FFT Points	8-1048576/CHN
FFT Measure	Harmonic(1-7)、SNR、SINAD、ENOB、THD、SFDR
Filter Process	<p>FIR filter supports arbitrary range of frequency sampling method , and Rectangle, bartlett, triangular, cosine, hanning, bartlett_hanning, hamming, blackman, blackman_Harris, tukey, Nuttall, FlatTop, Bohman, Parzen, Lanczos, kaiser, gaussand dolph_chebyshev, window method design.</p> <p>IIR filter support "Butterworth", "Chebyshev I", "Chebyshev II", "Elliptic" type of filter design</p>

DDS(Only ISDS220B)	
Wave	Sine, Square(Duty circle variable),Triangle,Up Sawtooth,Down Sawtooth
Amplitude	$\geq 9V_{p-p}$ (no load)
Impedance	$200\Omega \pm 10\%$
Offset	$\pm 2.5V$
Frequency Range	1Hz ~ 20MHz(Sine), 1Hz ~ 2MHz(Others)
Frequency Resolution	1Hz
Frequency Steadiness	$\pm 1 \times 10^{-3}$
Frequency Precision	$\pm 5 \times 10^{-3}$
Triangular Wave Linearity	$\geq 98\%$ (1Hz~10kHz)
Sine Wave Distortion	$\leq 0.8\%$ (1kHz)
Square Wave Rising/Falling Time	$\leq 100ns$
Square Wave Duty Circle	1%~99%
SWEEP	
Sweep Range	Fs 到 Fe
Sweep Time Range	0.1 ~10 s
Amplitude	0.5V _{p-p} ~ 10V _{p-p}

Sweeper (Only ISDS210B)	
Sweep Range	1Hz~5MHz

Sweep Type	Gain, Phase
------------	-------------

Note:

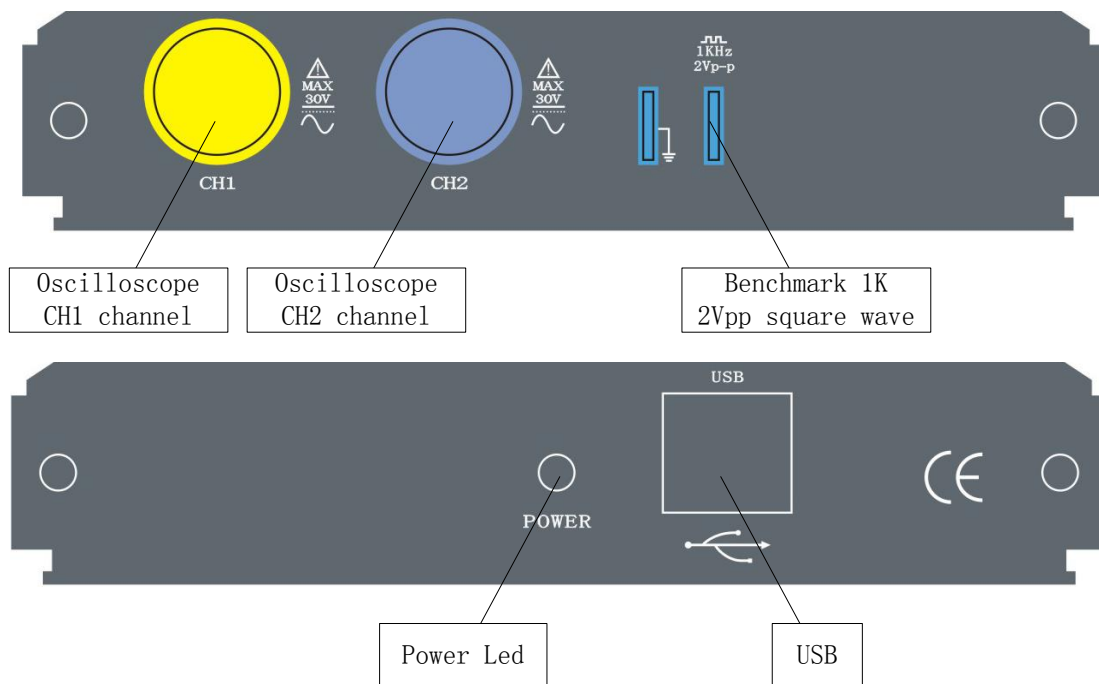
- 1, The oscilloscope factory calibration, if you are not satisfied with the measurements, can manual calibration, the specific reference oscilloscope instructions.
- 2, Oscilloscope with probe: X1 can measure -16V to +16V voltage, X10 can measure -160V to +160V.
- 3, The measurement of the electric supply 220V/110V is different from the normal waveform measurement and needs to be re-measured by an isolated transformer.

3. Software Installation

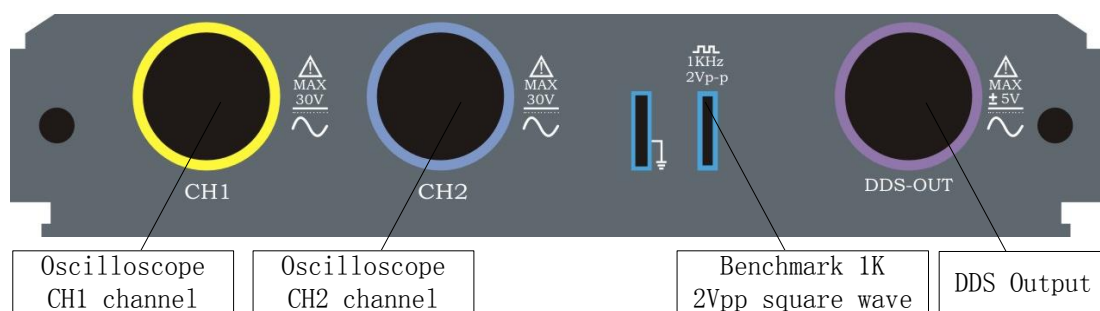
Please refer to the "Software and Driver Installation.pdf".

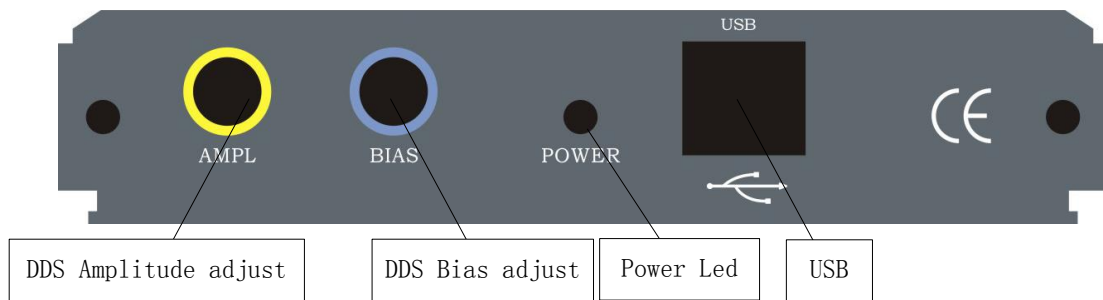
4. Interface

4.1 ISDS220A



4.2 ISDS220B





5.Oscilloscope / Spectrum analyzer

Please refer to the "Multi VirAnalyzer User Guide.pdf", "Digital storage oscilloscope (Professional Version).pdf" and "Digital storage oscilloscope (Simplified Version).pdf".